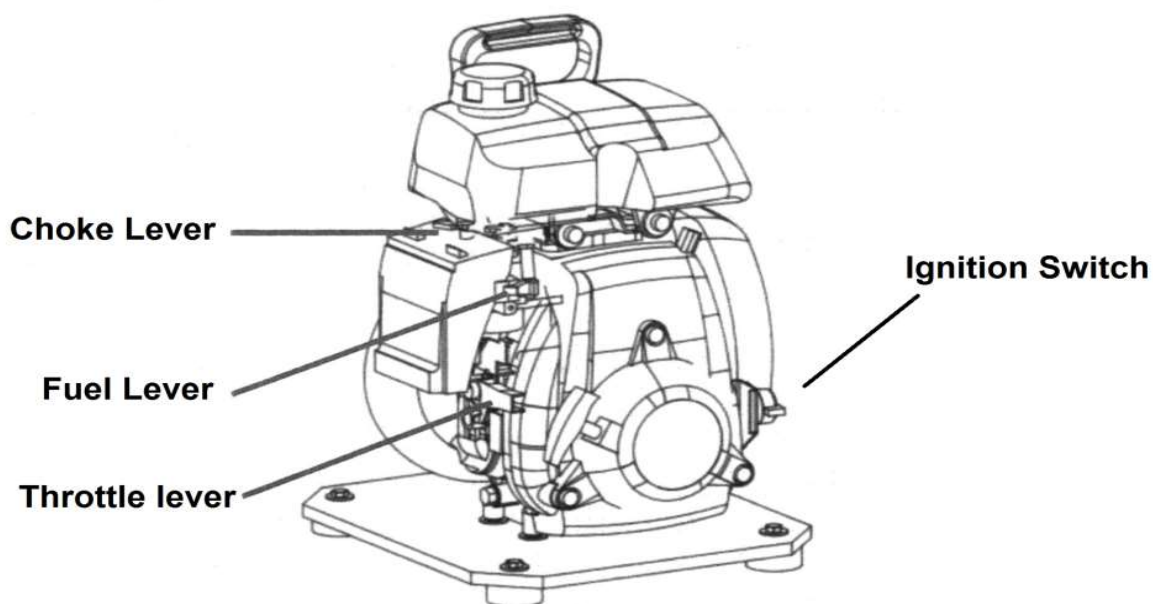
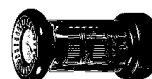
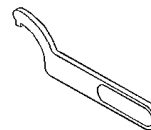




FIRE PUMP INSTRUCTIONS – page 1 of 2

FIRST: Prep and prime the pump

- 1 **Check fuel tank:** remove the fuel cap and look in (there is no gauge). If low, fill the tank before starting the pump, and replace the cap.
- 2 **Fill intake hose** completely with water: submerge foot valve under water and fill from open end.
- 3 **Connect intake hose**, taking care to square the connector to the pump (cross-threading will permanently damage the pump!). Use the hose wrench to tighten connection (it will not draw water if air gets in).
- 4 **Prime the pump** with water: tilt the pump back to ~45 degrees, pour water into the output using a small (yogurt type) container.
- 5 **Roll out the hose:** Have someone roll the hose(s) out from the pump towards the fire. Make sure you have the female end of the hose at the pump.
- 6 **Connect fire hose** to the pump output, and connect nozzle to last hose (if using more than one hose)



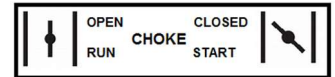


FIRE PUMP INSTRUCTIONS – page 2 of 2

SECOND: Start the pump

(Note: levers and switch may already be in the start position)

- 7 **Turn on FUEL:** move lever to the right towards the yellow dot.
- 8 **Close CHOKE:** move lever to the right in closed / start position.
- 9 **Move THROTTLE:** put lever in midway / start position, between Idle and Run.
- 10 **IGNITION:** Turn switch to on
- 11 **Position:** Ensure hose is straight with no kinks. Hold the nozzle securely. Put your foot on the baseplate, and hold carry handle with one hand.
- 12 **Pull the start handle/cord** with your other hand.
If the pump does not start after a few pulls, try increasing the throttle lever to Run.
- 13 **Open the choke to Run** position once the pump has been running for ~1 minute.
- 14 **Move throttle to Run** position for maximum water flow.
Please note the engine may stall if it has not warmed up properly; restart the engine from instruction # 9 above.
- 15 **Adjust nozzle** from spray to jet by rotating the body and holding the base.



LAST: Stop the Pump

- 16 Move throttle lever to Idle wait for 2 minutes then turn the ignition switch to OFF